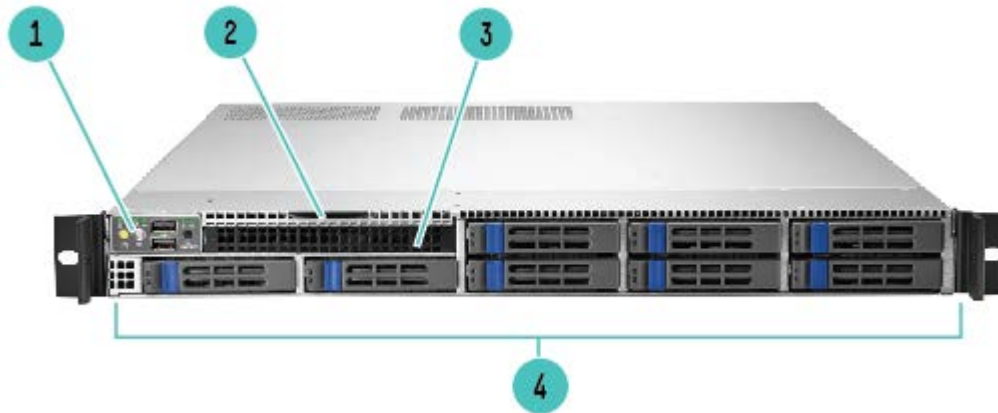


### Overview

#### HPE Cloudline CL2100 G3 Server

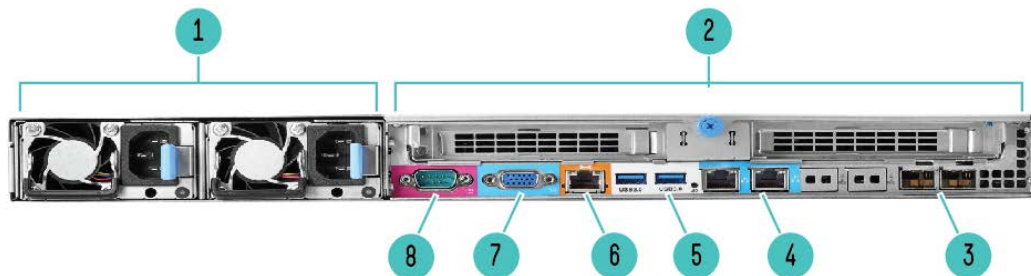
The HPE Cloudline CL2100 G3 is a 2P 1U value server for Cloud Service Providers that Features the latest Intel Xeon E5-2600 v4 processors, choice of SFF or LFF hard drives. Without any extras, this server is ideal for web front end applications to meet the needs and workloads of Service Providers. The HPE Cloudline CL2100 G3 offers both redundant power supply model (HPE Cloudline CL2100 G3 806r Server) and fixed power supply models (HPE Cloudline CL2100 G3 407s/807s Server) to support all types of demanding power supply requirements in today's data center.

#### HPE Cloudline CL2100 G3 806r Server



#### Front View – 8SFF Redundant PSU

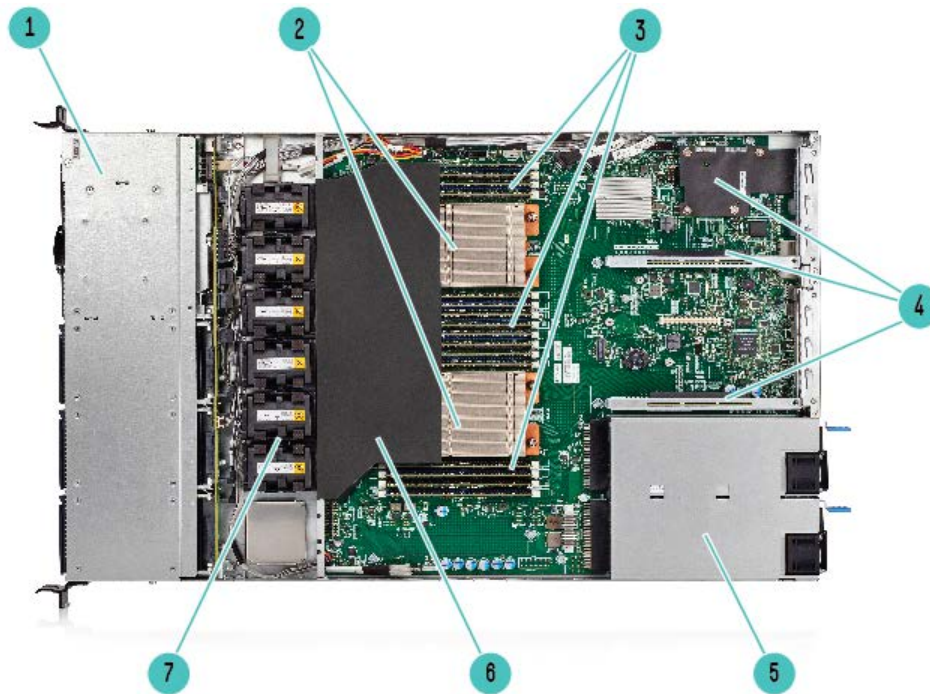
1. Front Control Panel Module (2 x USB 2.0, Buttons for Power, reset, and UID / BMC reset)
2. Asset Tag and HDD Sequence Label
3. (1) Internal SFF SSD Drive Cage Bay
4. (8) SFF hot plug SAS/SATA Drive Cage Bay



#### Rear View

1. (2) 550W/ 800W Platinum Hot Plug Power Supply
2. (2) PCIe Slot
3. (1) OCP Mezz Card with Optional SFP + ports
4. (2) 1GbE LAN ports
5. (2) USB 3.0 Ports
6. (1) Dedicated BMC Port
7. (1) VGA port
8. (1) Serial Port

Overview





Internal View

- 1. (8) ports 2.5" SAS/SATA HDD Backplane
- 2. (2) Processors with Heat Sinks
- 3. (16) DDR4 DIMMS total
- 4. PCIe Expansion, OCP NIC or optional M.2 adaptors
- 5. (2) 550W/ 800W Platinum Hot Plug Power Supply
- 6. Air Baffle
- 7. (6) NHPE, N+1 Redundant System Fan

HPE Cloudline CL2100 G3 807S Server

HPE Cloudline CL2100 G3 407S Server



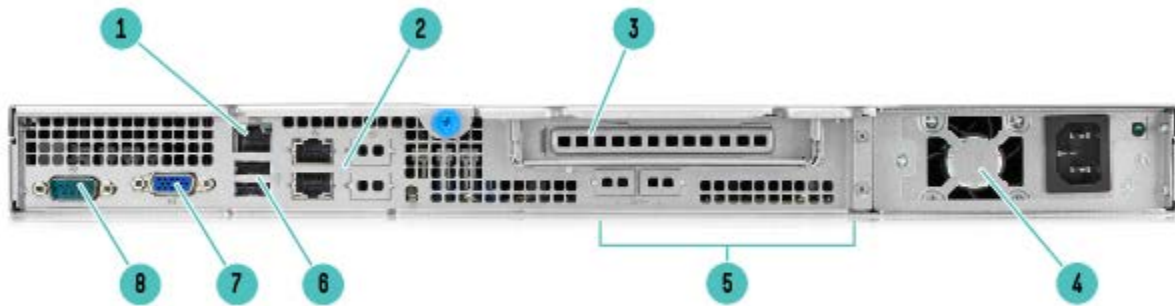
Front View – 8SFF

Front View – 4LFF

- 1. (2) Front USB 2.0 ports
- 2. Asset Tag and HDD Sequence Label
- 3. (8) SFF Drive Cage Bay
- 4. (8) SFF Hot-plug Drives


- 1. Front Control Panel w/ LED Status indicators
- 2. (2) Front USB 2.0 ports
- 3. (4) LFF Hot-plug Drives / or SFF (via conversion tray)
- 4. (4) LFF Drive Cage Bay

## Overview



### Rear View

1. (1) BMC Management Port 10/100Base-TX
2. (2 or 4) 1GbE LAN ports, depends on the Motherboard
3. (1) PCIe Slot
4. (1) 550W Power Supply
5. (1) OCP Mezzanine Card ports, depends on the Motherboard
6. (2) USB 2.0 Ports
7. (1) VGA Port
8. (1) Serial Port



### Internal View

1. (5) None hot plug System Fans
2. (1) Power Supplies
3. (1) BMC
4. (16) DDR4 DIMMs populated (8) showing
5. (2) Processors with Heat Sinks

## Standard Features

### Processor

#### HPE Cloudline CL2100 G3 806r Server

**NOTE:** For more information regarding Intel Xeon processors, please see the following <http://www.intel.com/xeon>.

**NOTE:** Up to 2 processors supported. Mixing different processor models is not supported.

Intel® Xeon® processor E5-2600 v4 product family

Model	CPU frequency	Cores	L3 Cache	TDP	QPI	DDR4 Maximum Speed
E5-2695v4	2.1GHz	18	45MB	120W	9.6GT/s	2400 MHz
E5-2690v4	2.6GHz	14	35MB	135W	9.6GT/s	2400 MHz
E5-2683v4	2.1GHz	16	40MB	120W	9.6GT/s	2400 MHz
E5-2680v4	2.4GHz	14	35MB	120W	9.6GT/s	2400 MHz
E5-2660v4	2.0GHz	14	35MB	105W	9.6GT/s	2400 MHz
E5-2650v4	2.2GHz	12	30MB	105W	9.6GT/s	2400 MHz
E5-2640v4	2.4GHz	10	25MB	90W	8.0GT/s	2133 MHz
E5-2630v4	2.2GHz	10	25MB	85W	8.0GT/s	2133 MHz
E5-2620v4	2.1GHz	8	20MB	85W	8.0GT/s	2133 MHz
E5-2609v4	1.7GHz	8	20MB	85W	6.4GT/s	1866 MHz
E5-2603v4	1.7GHz	6	15MB	85W	6.4GT/s	1866 MHz

#### HPE Cloudline CL2100 G3 407s Server

#### HPE Cloudline CL2100 G3 807s Server

Intel® Xeon® processor E5-2600 v4 product family

Model	CPU frequency	Cores	L3 Cache	TDP	QPI	DDR4 Maximum Speed
E5-2695v4	2.1GHz	18	45MB	120W	9.6GT/s	2400 MHz
E5-2683v4	2.1GHz	16	40MB	120W	9.6GT/s	2400 MHz
E5-2680v4	2.4GHz	14	35MB	120W	9.6GT/s	2400 MHz
E5-2660v4	2.0GHz	14	35MB	105W	9.6GT/s	2400 MHz
E5-2650v4	2.2GHz	12	30MB	105W	9.6GT/s	2400 MHz
E5-2640v4	2.4GHz	10	25MB	90W	8.0GT/s	2133 MHz
E5-2630v4	2.2GHz	10	25MB	85W	8.0GT/s	2133 MHz
E5-2620v4	2.1GHz	8	20MB	85W	8.0GT/s	2133 MHz
E5-2609v4	1.7GHz	8	20MB	85W	6.4GT/s	1866 MHz
E5-2603v4	1.7GHz	6	15MB	85W	6.4GT/s	1866 MHz

### Chipset

Intel® C610 Series Chipset

**NOTE:** For more information regarding Intel chipsets, please see the following URL: <http://www.intel.com/products/server/chipsets/>

### Upgradeability

Upgradeable to 2 processors

Up to 16 DIMM slots available for higher Memory capacity

OCP Mezzanine connector for 10 Gigabit networking options

4 LFF/SFF (via conversion tray) Drive Cage Bay (Model depended)

8 SFF Drive Cage Bay (Model depended)

8 SFF Drive Cage Bay and 1 internal SFF SSD drives and 2x M.2 (Model depended)

### On System Management Processor

iBMC ASPEED AST2400 with KVM Support

## Standard Features

**Memory** Industry Standard DDR4 Registered (RDIMM)  
 DIMM Slots Available 16 (8 DIMM slots per processor, 4 channels per processor, 2 DIMMs per channel)  
 Maximum Capacity 1024GB (16 x 64GB RDIMM) 16GB/32GB/64GB DDR4 up to 2400MT/s

**Memory Protection** Advanced ECC  
 Advanced ECC uses single device data correction to detect and correct single and all multibit error that occurs within a single DRAM chip.  
 Online spare  
 Memory online spare mode detects a rank that is degrading and switches operation to the spare rank.

**Expansion Slots**  
 One of the following depending on model

Expansion Slots #	Technology	Bus Width	Connector Width	Form Factor	Notes
Slot 1	PCIe 3.0	X20	x16	FHHL	CPU 0
OCF Mezz	PCIe 3.0	x8	x8	OCF	CPU 0, Networking Controller or M.2
SAS Mezz	PCIe 3.0	X8	X8	Internal Mezz	CPU 0, Optional
Slot 2	PCIe 3.0	X24	x16	FHHL or HHHL	CPU 1, HHHL if SAS HBA Mezzanine card or BBU installed

HPE Cloudline CL2100 G3 806r Server

**HPE Cloudline CL2100 G3 407s Server**

**HPE Cloudline CL2100 G3 807s Server**

Expansion Slots #	Technology	Bus Width	Connector Width	Form Factor	Notes
Slot 6	PCIe 3.0	x16	x16	FH/HL	CPU 0
OCF Mezz	PCIe 3.0	x8	x8	OCF	CPU 0, depends on the motherboard

**NOTE:** Bus Width data indicates the number of physical electrical lanes running to the connector.

**Internal Storage Devices**  
 One of the following depending on model  
 Optical Drive None  
 Hard Drives ship standard  
 Drive Bays(Model dependint)  
 4 LFF/SFF (via conversion tray) or 8 SFF or 8 SFF + 1 internal SFF SSD

**Maximum Internal Storage**  
 Hot Plug LFF SATA 32 TB 4 x 8 TB  
 Hot Plug SFF SAS 9.6 TB 8 x 1.2TB  
 Hot Plug SFF SATA SSD 12.8 TB 8 x 1.6 TB

**Power Supply**  
**HPE Cloudline CL2100 G3 806r Server**  
 HPE CL2100 806R 550W Redundant Power Supply Unit  
 HPE CL2100 806R 800W Redundant Power Supply Unit

**HPE Cloudline CL2100 G3 407s Server**  
**HPE Cloudline CL2100 G3 807s Server**  
 HPE CL 550W Platinum HVDC-Fixed PSU

**System Fans**  
**HPE Cloudline CL2100 G3 806r Server**  
 6 N+1 Redundant Fans, non hot-swap  
**HPE Cloudline CL2100 G3 407s Server**  
**HPE Cloudline CL2100 G3 807s Server**  
 Redundant 5 Fans, none hot-swap

## Standard Features

<b>Interfaces</b>	<b>HPE Cloudline CL2100 G3 806r Server</b>	
	Serial	1
	Video	1
	Network ports	2x 1GbE
	OCP NIC ports	2x SFP+ ports (from OCP NIC Mezzanine card)
	IPMI management port	dedicated 10/100M LAN port
	USB Ports	Up to 4 total: 2 front (USB 2.0), 2 back (USB3.0)
	<b>HPE Cloudline CL2100 G3 407s Server</b>	
	<b>HPE Cloudline CL2100 G3 807s Server</b>	
	Serial	1
Video	1	
Network ports	2x 1GbE, 4x 1GbE ports - depending on model	
OCP NIC ports	2x SFP+ ports (for OCP NIC Mezzanine card) - depending on model	
IPMI management port	dedicated 10/100M LAN port	
USB 2.0 Ports	Up to 4 total: 2 front, 2 back	
<b>Operating Systems Test for CL Servers with E5-2600v4</b>	RHEL 7.0	
	CentOS 7.0	
	Windows Server 2012 R2	
	VMware ESXi 5.5.0	
	VMware ESXi 6.0	
<b>Industry Standard Compliance</b>	ACPI 2.0b Complaint	
	PCIe 3.0 Complaint	
	PXE Support	
	WOL Support	
	USB 2.0 Support	
	Integrated PCIe VGA/2D Controller via ASPEED 2400 BMC, 1600 x 1200 @ 60Hz (32 bpp)	
<b>Graphics</b>		
<b>Form Factor</b>	1U Rack form factor	
	1.7" (4.3cm) Height x 17" (43.2cm) Width x 26.5" (67.4cm) Length	
<b>Security</b>	Power-on password	
	Administrator's password	
	UEFI	

---

## Warranty

### Warranty

This product is covered by a global limited warranty and supported by Hewlett Packard Enterprise Services. The Limited Warranty Period for a Hewlett Packard Enterprise hardware Product is a specified, fixed period commencing on the date of purchase. Your HPE Limited Warranty may include a parts only warranty service. Under the terms of parts only service, Hewlett Packard Enterprise will provide replacement parts free of charge. If Hewlett Packard Enterprise carries out the repair, labor and logistics costs are at your expense.

**NOTE:** CL2100/CL2200 based on E5-2600v4 have the following Warranty

Hardware support is available for 3 year from date of purchase.

Support for software and initial setup is available for 90 days from date of purchase.

**NOTE:** Server Warranty includes 3-Years Parts, 0-Years Labor, 0-Years Onsite support.

Enhancements to warranty services are available through HPE Services or customized service agreements. Hard drives have either a one year or three year warranty; refer to the HPE Cloudline Servers and Options Global Limited Warranty and Technical Support for details.

**NOTE:** Addition information regarding worldwide limited warranty and technical support is available at [http://www.hp.com/support/cloudline\\_warranty\\_en](http://www.hp.com/support/cloudline_warranty_en)

Response time: Response times are based on local standard business days and working hours. Unless otherwise stated, all responses are measured from the time the customer calls until Hewlett Packard Enterprise has either established a mutually acceptable time for support to be performed, or Hewlett Packard Enterprise has begun to provide support or remote diagnostics. Response time is based on commercially reasonable effort. In some countries and under certain supplier constraints, response time may vary. If your location is outside the customary service zone, response time may be longer or there may be an additional charge. Contact your local Hewlett Packard Enterprise service organization for response time availability in your area.

### HPE Support Services

HPE Technology Services delivers confidence, reduces risk and helps customers realize agility and stability. Connect to Hewlett Packard Enterprise to help prevent problems and solve issues faster. Our support technology lets you to tap into the knowledge of millions of devices and thousands of experts to stay informed and in control, anywhere, any time.

### Protect your business beyond warranty with HPE Support Services

HPE Support Services enable you to order the right service level, length of coverage and response time as you purchase your new server, giving you full entitlement for the term you select.

### Standard Support recommendation

Connect to Hewlett Packard Enterprise for faster problem resolution. Cloudline Support Services provides hardware onsite response. Simplify your support experience and make Hewlett Packard Enterprise your first call for hardware or software questions.

### Parts and Materials

Hewlett Packard Enterprise will provide HPE-supported replacement parts and materials necessary to maintain the covered hardware product in operating condition, including parts and materials for available and recommended engineering improvements. Parts and components that have reached their maximum supported lifetime and/or the maximum usage limitations as set forth in the manufacturer's operating manual, product QuickSpecs, or the technical product data sheet will not be provided, repaired, or replaced as part of these services. The defective media retention service feature option applies only to Disk or eligible SSD/Flash Drives replaced by Hewlett Packard Enterprise due to malfunction.



## Configuration Information - Factory Integrated Models for E5-2600v4 with Redundant PSU (HPE Cloudline CL2100 G3 806R Server)

This section lists some of the steps required to configure a Factory Integrated Model. To ensure only valid configurations are ordered, Hewlett Packard Enterprise recommends the use of a Hewlett Packard Enterprise approved configurator. Contact your local sales representative for information on configurable product offerings and requirements.

1. Factory Integrated Models must start with a CTO Server.
2. FIO indicates that this option is only available as a factory installable option.
3. All Factory Integrated Models will be populated with sufficient hard drive blanks
4. Some options may not be integrated at the factory. Contact your local sales representative for additional information.

### Step 1: Base Configuration (choose one of the following configurable models)

Chassis	HPE Cloudline CL2100 G3 806R 8SFF Configure-to-order Server	
SKU Number	855426-B21	
Processor	2 (optional) up to 145W	
DIMM Slots	16 DIMM slots for RDIMM DDR4 Memory	
Storage Controller	Embedded SATA 3.0 controller via Intel PCH (standard) HPE CL LSI-9300-8i SAS HBA Card (optional) HPE CL LSI MegaRAID 9341-8i Raid Card (optional) HPE CL LSI MegaRAID 9361-8i Raid Card (1G) (optional)	
PCIe	2 PCIe x16 Gen3 for FH/HL add-on card 1 PCIe x8 Gen3 OCP Mezzanine card slot for NIC or 2x M.2	
Drive Cage	8 SFF Hot Plug	8 SFF Hot Plug + 1 SFF Fixed
Network Controller	2 x GbE ports + 1 x OCP mezzanine slot	
Fans	6 N+1 redundant, non-hot swap fans	
Management	ASPEED 2400, IPMI v2.0 compliant, on board "KVM over IP" support	
Power Supply	2 Redundant hot plug power supplies	
USB	4 USB Ports; 2 front (USB 2.0) / 2 rear (USB3.0)	

**NOTE:** Embedded SATA 3.0 only support in Windows OS

### Step 2: Choose Required Options (only one of the following from each list unless otherwise noted)

#### HPE Processors

**NOTE:** Select up to two (2) Processors, Processor one and two use the same heatsink

#### Segmented Optimized - E5-2600v4 series Processors

HPE CL G3 Intel® Xeon® E5-2698 v4 (2.2GHz/20-core/50MB/135W) FIO Processor Kit	847808-L21
HPE CL G3 Intel® Xeon® E5-2695 v4 (2.1GHz/18-core/120W) FIO Processor Kit	857635-L21
HPE CL G3 Intel® Xeon® E5-2683 v4 (2.1GHz/16-core/120W) Processor FIO Kit	857670-L21

#### Advanced - E5-2600v4 series Processors

HPE CL G3 Intel® Xeon® E5-2690 v4 (2.6GHz/14-core/35MB/135W) FIO Processor Kit	847786-L21
HPE CL G3 Intel® Xeon® E5-2680 v4 (2.4GHz/14-core/35MB/120W) FIO Processor Kit	847792-L21
HPE CL G3 Intel® Xeon® E5-2660 v4 (2.0GHz/14-core/105W) FIO Processor Kit	847798-L21
HPE CL G3 Intel® Xeon® E5-2650 v4 (2.2GHz/12-core/105W) FIO Processor Kit	847810-L21

#### Standard - E5-2600v4 series Processors

HPE CL G3 Intel® Xeon® E5-2640 v4 (2.4GHz/10-core/90W) FIO Processor Kit	847812-L21
HPE CL G3 Intel® Xeon® E5-2630 v4 (2.2GHz/10-core/85W) FIO Processor Kit	847822-L21
HPE CL G3 Intel® Xeon® E5-2620 v4 (2.1GHz/8-core/85W) FIO Processor Kit	848499-L21

#### Basic - E5-2600v4 series Processors

HPE CL G3 Intel® Xeon® E5-2609 v4 (1.7GHz/8-core/85W) FIO Processor Kit	857634-L21
---	------------



## Configuration Information - Factory Integrated Models for E5-2600v4 with Redundant PSU (HPE Cloudline CL2100 G3 806R Server)

HPE CL G3 Intel® Xeon® E5-2603 v4 (1.7GHz/6-core/85W) FIO Processor Kit 847824-L21

**NOTE:** If two processors are desired, select one xxxxxx-L21 and one xxxxxx-B21.

**NOTE:** Up to 2 processors supported. Mixing different processor models is not supported.

**NOTE:** DDR4 speed is the maximum memory speed of the processor. Actual memory speed may depend on the quantity and type of DIMMs installed.

### HPE Heatsink

**NOTE:** Each processor needs a heatsink

HPE CL2100 G3 806R Heat Sink Kit 857603-B21

### HPE Memory DDR4-2400

**NOTE:** The following memory is supported by the E5-2600v4 series Processors.

HPE CL 16GB (1x16GB) Dual Rank x4 DDR4-2400 CAS-15-15-15 Registered Memory Kit 851005-B21

HPE CL 32GB (1x32GB) Dual Rank x4 DDR4-2400 CAS-15-15-15 Registered Memory Kit 851007-B21

HPE CL 64GB (1x64GB) Dual Rank x4 DDR4-2400 LR Registered Memory Kit 859992-B21

**NOTE:** Select one or more memory. A minimum of two memory kits are required if server is configured with two processors.

**NOTE:** If only one processor is installed, only half of the total DIMM slots are available. When populating with two processors, all DIMM slots are available.

**NOTE:** Depending on the memory configuration and processor model, the memory speed may run at 2400MHz, 2133MHz or 1866MHz.

### HPE Power Supply

HPE CL2100 806R 550W Redundant Power Supply Unit 847548-B21

HPE CL2100 806R 800W Redundant Power Supply Unit 847551-B2

When choosing a Single Power Supply, please choose the following:

HPE CL2100 G3 806R Blank Power Supply Cover Kit 866927-B21

## Step 3: Choose Additional Options

**NOTE:** Some options may not be integrated at the factory. To ensure only valid configurations are ordered, Hewlett Packard Enterprise recommends the use of a Hewlett Packard Enterprise approved configurator. Contact your local sales representative for additional information.

### HPE Storage Controllers

#### SAS Array Controllers 12Gb/s

HPE CL LSI MegaRAID SAS 9341-8i Adapter Kit 859910-B21

HPE CL LSI Mega RAID SAS 9361-8i Adapter 859912-B21

#### SAS Host Bus Adapters 12Gb/s

HPE CL LSI MegaRAID SAS 9300-8i Host Bus Adapter Kit 859916-B21

### HPE Storage Controller Cabel

HPE CL2100 806R 8x HDD BP SAS Cable\_HBA HD-1 and HD-2 (12G) 860251-B21

**NOTE:** Select this kit for the HPE CL2100 G3 806r 12G Server Model if a SAS Storage Controller is ordered.

HPE CL2100 G3 806R Embedded Controller SATA Cable Kit 866991-B21

**NOTE:** Select this kit for the HPE CL2100 G3 806r 12G Server Model if No SAS Storage Controller is ordered.

### HPE Processors

**NOTE:** Second processor needs a heatsink

#### Segmented Optimized - E5-2600v4 series Processors

HPE CL G3 Intel® Xeon® E5-2698 v4 (2.2GHz/20-core/50MB/135W) Processor Kit 847808-B21

## Configuration Information - Factory Integrated Models for E5-2600v4 with Redundant PSU (HPE Cloudline CL2100 G3 806R Server)

	HPE CL G3 Intel® Xeon® E5-2695 v4 (2.1GHz/18-core/120W) Processor Kit	857635-B21
	HPE CL G3 Intel® Xeon® E5-2683 v4 (2.1GHz/16-core/120W) Processor Kit	857670-B21
	<b>Advanced - E5-2600v4 series Processors</b>	
	HPE CL G3 Intel® Xeon® E5-2690 v4 (2.6GHz/14-core/35MB/135W) Processor Kit	847786-B21
	HPE CL G3 Intel® Xeon® E5-2680 v4 (2.4GHz/14-core/35MB/120W) Processor Kit	847792-B21
	HPE CL G3 Intel® Xeon® E5-2660 v4 (2.0GHz/14-core/105W) Processor Kit	847798-B21
	HPE CL G3 Intel® Xeon® E5-2650 v4 (2.2GHz/12-core/105W) Processor Kit	847810-B21
	<b>Standard - E5-2600v4 series Processors</b>	
	HPE CL G3 Intel® Xeon® E5-2640 v4 (2.4GHz/10-core/90W) Processor Kit	847812-B21
	HPE CL G3 Intel® Xeon® E5-2630 v4 (2.2GHz/10-core/85W) Processor Kit	847822-B21
	HPE CL G3 Intel® Xeon® E5-2620 v4 (2.1GHz/8-core/85W) Processor Kit	848499-B21
	<b>Basic - E5-2600v4 series Processors</b>	
	HPE CL G3 Intel® Xeon® E5-2609 v4 (1.7GHz/8-core/85W) Processor Kit	857634-B21
	HPE CL G3 Intel® Xeon® E5-2603 v4 (1.7GHz/6-core/85W) Processor Kit	847824-B21
<b>HPE Heatsink</b>	<b>NOTE: Each processor needs a heatsink</b>	
	HPE CL2100 G3 806R Heat Sink Kit	857603-B21
<b>HPE Memory DDR4-2400</b>	<b>NOTE: The following memory is supported by the E5-2600v4 series Processors.</b>	
	HPE CL 16GB (1x16GB) Dual Rank x4 DDR4-2400 CAS-15-15-15 Registered Memory Kit	851005-B21
	HPE CL 32GB (1x32GB) Dual Rank x4 DDR4-2400 CAS-15-15-15 Registered Memory Kit	851007-B21
	HPE CL 64GB (1x64GB) Dual Rank x4 DDR4-2400 LR Registered Memory Kit	859992-B21
	<b>NOTE: Select one or more memory. A minimum of two memory kits are required if server is configured with two processors.</b>	
	<b>NOTE: If only one processor is installed, only half of the total DIMM slots are available. When populating with two processors, all DIMM slots are available.</b>	
	<b>NOTE: Depending on the memory configuration and processor model, the memory speed may run at 2400MHz, 2133MHz or 1866MHz.</b>	
<b>HPE Drives</b>	<b>Hot Plug SFF (2.5-inch) HDD – 12Gb/s</b>	
	HPE CL 1.2TB 12G SAS 10K rpm SFF (2.5in) Enterprise Hard Drive	848505-B21
	<b>Hot Plug SFF (2.5-inch) SSD – 6Gb/s</b>	
	HPE CL 256GB 6G SATA SFF VE SNDK SSD Kit	851019-B21
	HPE CL 800G 6G SATA INTL-s3610 SSD Kit	867477-B21
	HPE CL960GB 6G-SATA SM-pm863 VE SSD Kit	858337-B21
<b>HPE M.2 Module Kit</b>	HPE CL M.2 Mezzanine Module Kit	857156-B21
	HPE CL 128GB M.2-2280 SAT-MLC-HY SSD Kit	858311-B21
	<b>NOTE: M.2 Solid State Drives can only be installed when the M.2 Modul Kit kit is installed and no OCP Mezzanone adaptor is supported when the Module kit is installed.</b>	
<b>HPE Networking</b>	<b>10 Gigabit Ethernet OCP mezzanine Adapters</b>	
	HPE CL Ethernet 10Gb 2-port SFP+ OCP Mezzanine Adapter	851279-B21

---

**Configuration Information - Factory Integrated Models for E5-2600v4 with Redundant PSU (HPE Cloudline CL2100 G3 806R Server)****10 Gigabit Ethernet Adapters**

HPE CL Ethernet Intel® X520-DA2 10Gb PCIe Adapter	859908-B21
HPE CL Ethernet Intel® X540-T2 10Gb PCIe Adapter	859906-B21
HPE CL Ethernet 10Gb 2-port PCIe 3.0 Solarflare Card	857159-B21

---

**HPE Rail Kits**

HPE CL2100 G3 Tool Less Friction Rail Kit	865649-B21
---	------------

---

This section lists some of the steps required to configure a Factory Integrated Model. To ensure only valid configurations are ordered, Hewlett Packard Enterprise recommends the use of a Hewlett Packard Enterprise approved configurator. Contact your local sales representative for information on configurable product offerings and requirements.

1. Factory Integrated Models must start with a CTO Server.
2. FIO indicates that this option is only available as a factory installable option.
3. All Factory Integrated Models will be populated with sufficient hard drive blanks
4. Some options may not be integrated at the factory. Contact your local sales representative for additional information.

### Step 1: Base Configuration (choose one of the following configurable models)

Chassis	HPE CL2100 G3 407S 12G 4 LFF Configure-to-order Server	HPE CL2100 G3 807S 12G 8 SFF Configure-to-order Server
SKU Number	855358-B21	855361-B21
Processor	2 (optional) up to 120W	
DIMM Slots	16 DIMM slots for RDIMM DDR4 Memory	
Storage Controller	Embedded SATA 3.0 controller via Intel PCH (standard) HPE CL LSI-9300-8i SAS HBA Card (optional) HPE CL LSI MegaRAID 9341-4i Raid Card (optional) HPE CL LSI MegaRAID 9341-8i Raid Card (optional) HPE CL LSI MegaRAID 9361-8i Raid Card (1G) (optional)	
PCIe	1 PCIe x16 Gen3 for FH/HL add-on card 1 PCIe x8 Gen3 OCP NIC Mezzanine card slot	
Drive Cage	4 LFF Hot Plug	8 SFF Hot Plug
Network Controller	HPE CL2100N – 2 x GbE ports + 1 x OCP mezzanine slot	
Fans	5 redundant, non-hot swap fans	
Management	ASPEED 2400, IPMI v2.0 compliant, on board "KVM over IP" support	
Power Supply	Fixed power supply	
USB	4 USB 2.0 Ports; 2 front / 2 rear	

**NOTE:** Embedded SATA 3.0 only support in Windows OS.

### Step 2: Choose Required Options (only one of the following from each list unless otherwise noted)

**HPE Motherboard** HPE CL2100N OCP 2GbE 1x16 Motherboard 858474-B21

#### HPE Processors

**NOTE:** Select up to two (2) Processors, Processor one and two have a different heatsinks

##### Segmented Optimized - E5-2600v4 series Processors

HPE CL G3 Intel® Xeon® E5-2695 v4 (2.1GHz/18-core/120W) FIO Processor Kit 857635-L21

HPE CL G3 Intel® Xeon® E5-2683 v4 (2.1GHz/16-core/120W) Processor FIO Kit 857670-L21

##### Advanced - E5-2600v4 series Processors

HPE CL G3 Intel® Xeon® E5-2680 v4 (2.4GHz/14-core/35MB/120W) FIO Processor Kit 847792-L21

HPE CL G3 Intel® Xeon® E5-2660 v4 (2.0GHz/14-core/105W) FIO Processor Kit 847798-L21

HPE CL G3 Intel® Xeon® E5-2650 v4 (2.2GHz/12-core/105W) FIO Processor Kit 847810-L21

##### Standard - E5-2600v4 series Processors

HPE CL G3 Intel® Xeon® E5-2640 v4 (2.4GHz/10-core/90W) FIO Processor Kit 847812-L21

HPE CL G3 Intel® Xeon® E5-2630 v4 (2.2GHz/10-core/85W) FIO Processor Kit 847822-L21

HPE CL G3 Intel® Xeon® E5-2620 v4 (2.1GHz/8-core/85W) FIO Processor Kit 848499-L21

##### Basic - E5-2600v4 series Processors

HPE CL G3 Intel® Xeon® E5-2609 v4 (1.7GHz/8-core/85W) FIO Processor Kit	857634-L21
HPE CL G3 Intel® Xeon® E5-2603 v4 (1.7GHz/6-core/85W) FIO Processor Kit	847824-L21

**NOTE:** If two processors are desired, select one xxxxxx-L21 and one xxxxxx-B21.

**NOTE:** Up to 2 processors supported. Mixing different processor models is not supported.

**NOTE:** DDR4 speed is the maximum memory speed of the processor. Actual memory speed may depend on the quantity and type of DIMMs installed.

#### HPE Heatsink

**NOTE:** Each processor needs a dedicated heatsink

HPE CL2100 G3 Processor 1 Heat Sink Kit	858476-B21
HPE CL2100 G3 Processor 2 Heat Sink Kit	858489-B21

#### HPE Memory DDR4-2400

**NOTE:** The following memory is supported by the E5-2600v4 series Processors.

HPE CL 16GB (1x16GB) Dual Rank x4 DDR4-2400 CAS-15-15-15 Registered Memory Kit	851005-B21
HPE CL 32GB (1x32GB) Dual Rank x4 DDR4-2400 CAS-15-15-15 Registered Memory Kit	851007-B21
HPE CL 64GB (1x64GB) Dual Rank x4 DDR4-2400 LR Registered Memory Kit	859992-B21

**NOTE:** Select one or more memory. A minimum of two memory kits are required if server is configured with two processors.

**NOTE:** If only one processor is installed, only half of the total DIMM slots are available. When populating with two processors, all DIMM slots are available.

**NOTE:** Depending on the memory configuration and processor model, the memory speed may run at 2400MHz, 2133MHz or 1866MHz.

<b>HPE Power Supply</b>	HPE CL 550W Platinum Fixed Power Supply Unit	Included
-------------------------	--	----------

### Step 3: Choose Additional Options

**NOTE:** Some options may not be integrated at the factory. To ensure only valid configurations are ordered, Hewlett Packard Enterprise recommends the use of a Hewlett Packard Enterprise approved configurator. Contact your local sales representative for additional information.

#### HPE Storage Controllers

##### SAS Array Controllers 12Gb/s

HPE CL LSI MegaRAID SAS 9341-8i Adapter Kit	859910-B21
HPE CL LSI Mega RAID SAS 9361-8i Adapter	859912-B21

##### SAS Host Bus Adapters 12Gb/s

HPE CL LSI MegaRAID SAS 9300-8i Host Bus Adapter Kit	859916-B21
--	------------

#### HPE SAS Cable Kits

HPE CL2100 407S RAID Card with Mini SAS HD 4i (HDD 0-3) Cable Kit	860244-B21
---	------------

**NOTE:** Select this kit for the HPE CL2100 G3 407S 12G Server Model if a PCIe option is ordered.

HPE CL2100 407S Embedded Controller SAS Cable Kit	864719-B21
---	------------

**NOTE:** Select this kit for the HPE CL2100 G3 407S 12G Server Model if no PCIe option is ordered.

HPE CL2100 407S RAID Card with Mini SAS HD 4i (HDD 0-3) Cable Kit	860242-B21
---	------------

**NOTE:** Select this kit for the HPE CL2100 G3 807S 12G Server Model if a PCIe option is ordered.

HPE CL2100 807S Embedded Controller SAS Cable Kit	864711-B21
---	------------

**NOTE:** Select this kit for the HPE CL2100 G3 807S 12G Server Model if no PCIe option is ordered.

<b>HPE Processors</b>	<b>NOTE:</b> Second processor needs a heatsink	
	<b>Segmented Optimized - E5-2600v4 series Processors</b>	
	HPE CL G3 Intel® Xeon® E5-2695 v4 (2.1GHz/18-core/120W) Processor Kit	857635-B21
	HPE CL G3 Intel® Xeon® E5-2683 v4 (2.1GHz/16-core/120W) Processor Kit	857670-B21
	<b>Advanced - E5-2600v4 series Processors</b>	
	HPE CL G3 Intel® Xeon® E5-2680 v4 (2.4GHz/14-core/35MB/120W) Processor Kit	847792-B21
	HPE CL G3 Intel® Xeon® E5-2660 v4 (2.0GHz/14-core/105W) Processor Kit	847798-B21
	HPE CL G3 Intel® Xeon® E5-2650 v4 (2.2GHz/12-core/105W) Processor Kit	847810-B21
	<b>Standard - E5-2600v4 series Processors</b>	
	HPE CL G3 Intel® Xeon® E5-2640 v4 (2.4GHz/10-core/90W) Processor Kit	847812-B21
	HPE CL G3 Intel® Xeon® E5-2630 v4 (2.2GHz/10-core/85W) Processor Kit	847822-B21
	HPE CL G3 Intel® Xeon® E5-2620 v4 (2.1GHz/8-core/85W) Processor Kit	848499-B21
	<b>Basic - E5-2600v4 series Processors</b>	
HPE CL G3 Intel® Xeon® E5-2609 v4 (1.7GHz/8-core/85W) Processor Kit	857634-B21	
HPE CL G3 Intel® Xeon® E5-2603 v4 (1.7GHz/6-core/85W) Processor Kit	847824-B21	
<b>HPE Heatsink</b>	<b>NOTE:</b> Each processor needs a dedicated heatsink	
	HPE CL2100 G3 Processor 2 Heat Sink Kit	858489-B21
<b>HPE Memory DDR4-2400</b>	<b>NOTE:</b> The following memory is supported by the E5-2600v4 series Processors.	
	HPE CL 16GB (1x16GB) Dual Rank x4 DDR4-2400 CAS-15-15-15 Registered Memory Kit	851005-B21
	HPE CL 32GB (1x32GB) Dual Rank x4 DDR4-2400 CAS-15-15-15 Registered Memory Kit	851007-B21
	HPE CL 64GB (1x64GB) Dual Rank x4 DDR4-2400 LR Registered Memory Kit	859992-B21
	<b>NOTE:</b> Select one or more memory. A minimum of two memory kits are required if server is configured with two processors.	
	<b>NOTE:</b> If only one processor is installed, only half of the total DIMM slots are available. When populating with two processors, all DIMM slots are available.	
<b>NOTE:</b> Depending on the memory configuration and processor model, the memory speed may run at 2400MHz, 2133MHz or 1866MHz.		
<b>HPE Drives</b>	<b>Hot Plug SFF (2.5-inch) HDD – 12Gb/s</b>	
	HPE CL 1.2TB 12G SAS 10K rpm SFF (2.5in) Enterprise Hard Drive	848505-B21
	<b>Hot Plug LFF (3.5-inch) HDD – 6Gb/s</b>	
	HPE CL 6TB 6G SATA 7.2K rpm LFF (3.5in) Seagate Midline Hard Drive	847820-B21
	HPE CL 6TB 6G SATA 7.2k 3.5 MDL HDD Kit	851232-B21
	HPE CL 8TB 6G SATA 7.2K rpm LFF (3.5in) 512e Seagate Midline Hard Drive	848539-B21
	HPE CL 10TB 6GB SATA 7.2K HG-LFF MDL HDD	860038-B21
	HPE CL 10TB 6GB SATA 7.2K SG LFF MDL HDD	860036-B21
	<b>Hot Plug SFF (2.5-inch) SSD – 6Gb/s</b>	
	HPE CL 256GB 6G SATA SFF VE SNDK SSD Kit	851019-B21



---

HPE CL 800G 6G SATA INTL-s3610 SSD Kit	867477-B21
HPE CL960GB 6G-SATA SM-pm863 VE SSD Kit	858337-B21
HPE CL 1.6TB 6G SATA Read Intensive-2 SFF 2.5-in Intel S3520 3yr Wty Solid State Drive	872624-B21

---

**HPE Networking****10 Gigabit Ethernet OCP mezzanine Adapters**

HPE CL Ethernet 10Gb 2-port SFP+ OCP Mezzanine Adapter	851279-B21
--	------------

**10 Gigabit Ethernet Adapters**

HPE CL Ethernet Intel® X540-T2 10Gb PCIe Adapter	859906-B21
--	------------

HPE CL Ethernet Intel® X520-DA2 10Gb PCIe Adapter	859908-B21
---	------------

**NOTE:** NIC PCIe Card can only be installed if no PCIe Storage Controller is installed

---

**HPE Rail Kits**

HPE CL2100 G3 Tool Less Friction Rail Kit	865649-B21
---	------------

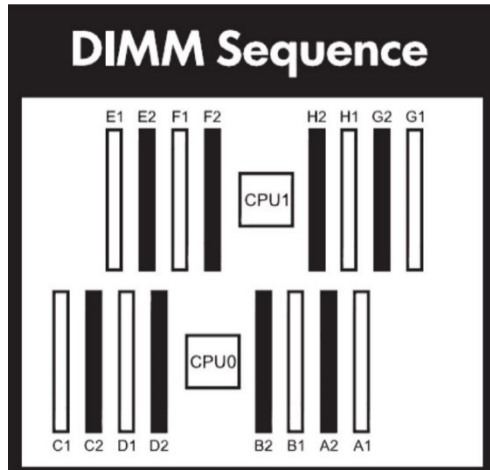
---

# Memory

## Memory Subsystem Architecture

Each Intel® Xeon® E5-2600v4 family processor socket contains four memory channels per installed processor with two DIMM per channel for a total of eight (8) DIMMs or a grand total of sixteen (16) DIMMs for the server.

## Memory Population guidelines



## General Memory Population Rules and Guidelines

Install DIMMs only if the corresponding processor is installed.

If only one processor is installed in a two processor system, only half of the DIMM slots are available.

To maximize performance, it is recommended to balance the total memory capacity between all installed processors and load the channels similarly whenever possible.

When two processors are installed, balance the DIMMs across the two processors.

Quad rank RDIMMs are not supported in CL 2200 G3 Servers

DIMMs of different speeds may be mixed in any order; the server will select a common optimal speed. The maximum memory speed is a function of the memory type, memory configuration, and processor model.

The maximum memory capacity is a function of the memory type and number of installed processors.

## DIMM slot and configuration diagram

Channel #	Slot #	CPU 0		CPU 1	
		Population Order	Slot #	Population Order	Slot #
Channel 3	C1	5	G1	6	
	C2	13	G2	14	
Channel 4	D1	7	H1	8	
	D2	15	H2	16	
Channel 2	B1	3	F1	4	
	B2	11	F2	12	
Channel 1	A1	1	E1	2	
	A2	9	E2	10	

## Memory Bandwidth and Capacity

[DIMM Type]	Registered Dimms (RDIMMs)		
DIMM Rank	Dual Rank		
DIMM Capacity	16GB	32GB	64GB
Voltage	Standard Voltage 1.2V		
16 slot servers	16		
MAXIMUM CAPACITY (GB)	256	512	1024

## Memory Speed by Processor Model E5-2600v4

Processor Models	Supported Memory Speeds
E5-2603v4, E5-2609v4	1866MHz
E5-2620v4, E5-2630v4, E5-2640v4	2133MHz

## Memory

E5-2650v4, E5-2660v4, E5-2680v4, E5-2683v4, E5-2690v4, E5-2695v4, E5-2698v4,	2400MHz
--	---------

**NOTE:** Capacity references are rounded to the common gigabyte (GB) values.

- 2GB = 2,048MB
- 4GB = 4,096MB
- 8GB = 8,192MB
- 16GB = 16,384MB
- 32GB = 32,768MB

## Technical Specifications

Front View

**HPE Cloudline CL2100 G3 806r Server**



8x SFF Hot Pluggable Hard Drive Bays + 1x SFF Internal SSD

Front View

**HPE Cloudline CL2100 G3 407s Server**

**HPE Cloudline CL2100 G3 807s Server**



4x LFF / 8x SFF Hot Pluggable Hard Drive Bays

## Technical Specifications

<b>System Unit</b>	<b>Dimensions (H x W x D) Weight (approximate)</b>	17.58" x 28" x 3.43" (44.6 cm x 71.1 cm x 8.7 cm)
		<b>HPE Cloudline CL2100 G3 806r Server</b>
		Maximum: 8SFF 30.75 lb (13.95 kg) (all hard drives, power supplies, and processors installed)
		Minimum: 8SFF 25.35 lb (11.5 kg) (one hard drive, power supply, and processor installed)
		<b>HPE Cloudline CL2100 G3 407s Server</b>
		<b>HPE Cloudline CL2100 G3 807s Server</b>
		Maximum: 4LFF 31.09 lb (14.1 kg) (all hard drives, power supplies, and processors installed)
		Minimum: 4LFF 22.20 lb (10.07 kg) (one hard drive, power supply, and processor installed)
		<b>HPE Cloudline CL2100 G3 806r Server</b>
		<b>HPE CL2100 806R 550W Redundant Power Supply Unit</b>
Rated Line Voltage	AC input: 100~240V	
Rated Input Current	7.1 A (at 100~240 VAC) 3.6 A (at 240 VDC)	
Rated Input Frequency	50/60Hz	
Rated Input Power	AC input: 710W DC input: 864W	
BTU Rating Maximum	2422.5 BTU/hour at 110Vac 2320.2 BTU/hour at 220Vac	
<b>HPE CL2100 806R 800W Redundant Power Supply Unit</b>		
Rated Line Voltage	AC input: 100~240V	
Rated Input Current	9.4 A (at 100~240 VAC) 4.6 A (at 240 VDC)	
Rated Input Frequency	50/60Hz	
Rated Input Power	AC input: 940W DC input: 1104W	
BTU Rating Maximum	3207.3 BTU/hour at 110Vac 3220.9 BTU/hour at 220Vac	
<b>HPE Cloudline CL2100 G3 407s Server</b>		
<b>HPE Cloudline CL2100 G3 807s Server</b>		
Rated Line Voltage	AC input: 100~240V	
Rated Input Current	3.3 A (at 200 VAC) 2.8 A (at 240 VDC)	
Rated Input Frequency	50/60Hz	
Rated Input Power	AC input: 648W DC input: 646W	
BTU Rating Maximum	2288.6 BTU/hour at 110Vac	

## Technical Specifications

			2204.47 BTU/hour at 220Vac
	<b>System Inlet Temperature</b>	Standard Operating Support	10° to 35°C (50° to 95°F) at sea level
		Non-operating	-40° to 70°C. Maximum rate of change is 20°C/hr (36°F/hr).
	<b>Relative Humidity</b>	Operating	50% to 80% relative humidity (Rh)
		Non-operating (non-condensing)	50% to 90% relative humidity (Rh)
	<b>Altitude</b>	Non-operating	9144 m (30,000 ft). Maximum allowable altitude change rate is 457 m/min (1500 ft/min).
<b>HPE Embedded Network Adapter</b>	<b>Network Interface Compatibility</b>	10Base-T/100Base-TX/1000Base-TX IEEE 802.3 10Base-T IEEE 802.3ab 1000Base-T IEEE 802.3u 100Base-TX IEEE 1588, IEEE 802.1AS IEEE 802.3az	
	<b>Data Transfer Method</b>	PCI Express v2.0, 5.0 GT/s, x2	
	<b>Controller</b>	Intel Powerville i350AM or none	
	<b>Ports depending on model</b>	None, 2x 1GbE or 4x 1GbE	
	<b>Connecter</b>	RJ-45	
<b>Environment friendly Products and Approach</b>	<b>End-of-life Management and Recycling</b>	<p>Hewlett Packard Enterprise offers end-of-life Hewlett Packard Enterprise product return, trade-in, and recycling programs in many geographic areas. For trade-in information, please go to: <a href="http://www.hpe.com/recycle">http://www.hpe.com/recycle</a>. To recycle your product, please go to: <a href="http://www.hpe.com/recycle">http://www.hpe.com/recycle</a> or contact your nearest Hewlett Packard Enterprise sales office. Products returned to Hewlett Packard Enterprise will be recycled, recovered or disposed of in a responsible manner.</p> <p>The EU WEEE directive (2002/95/EC) requires manufacturers to provide treatment information for each product type for use by treatment facilities. This information (product disassembly instructions) is posted on the Hewlett Packard Enterprise web site at: <a href="http://www.hpe.com/recycle">http://www.hpe.com/recycle</a>. These instructions may be used by recyclers and other WEEE treatment facilities as well as Hewlett Packard Enterprise OEM customers who integrate and re-sell Hewlett Packard Enterprise equipment.</p>	



## Summary of Changes

Date	Version History	Action	Description of Change
27-Mar-2017	From version 13 to 14	Updated	Updated Configuration section and the Standard features
13-Feb-2017	From version 12 to 13	Updated	Add HPE CL 1.6TB 6G SATA Read Intensive solid state drive
9-Dec-2016	From version 11 to 12	Updated	Remove some SKUs in the document
15-Aug-2016	From version 10 to 11	Updated	Updates throughout the section of configuration information
6-Jun-2016	From version 9 to 10	Updated	Updates images and information overall
31-Mar-2016	Fromn version 8 to 9	Changed	Update throughout the section of configuration information for v3 and v4 processors
16-Feb-2016	From version 7 to 8	Update	Update images and callouts
15-Jan-2016	From version 6 to 7	Changed	Update the formatting and the memory options
1-Dec-2015	From version 5 to 6	Updated	Update the Processors
16-Oct-2015	From version 4 to 5	Updated	Update the Configuration Section
17-Aug-2015	From version 3 to 4	Changed	Changes made trouhout the QuickSpecs
12-Jun-2015	From version 2 to 3	Changed	Changes made in the overview of the QuickSpecs
26-May-2015	From version 1 to 2	Updated	Update Technical specifications sections
30-Mar-2015	Version 1	Created	Create QuickSpecs for HPE CL2100



© Copyright 2017 Hewlett Packard Enterprise Development LP. The information contained herein is subject to change without notice. The only warranties for Hewlett Packard Enterprise products and services are set forth in the express warranty statements accompanying such products and services. Nothing herein should be construed as constituting an additional warranty. Hewlett Packard Enterprise shall not be liable for technical or editorial errors or omissions contained herein.

Intel® and Xeon® are registered trademarks of Intel Corporation in the U.S. and other countries. Microsoft®, Windows®, and Windows Server® are U.S. registered trademarks of the Microsoft group of companies.

For hard drives, 1GB = 1 billion bytes. Actual formatted capacity is less

c04542563 - 15179 - WorldWide - V14 - 27-March-2017

